


DAYANANDA SAGAR PRE UNIVERSITY COLLEGE


COLLEGE TOPPER

MSBA


SL NO	NAME OF STUDENT	LANG	PHOTOGRAPH	T2 CYCLE					%
				B.M	STATS	B.ST	ACC	TOTAL	
				25	25	25	25	100	
1	PRADEEP M	SAN		25	25	25	25	100	100%

DAYANANDA SAGAR PRE UNIVERSITY COLLEGE
COLLEGE TOPPERS (SCIENCE AND COMMERCE)


MSBA

SL NO	NAME OF STUDENT	LANG	PHOTOGRAPH	T2 CYCLE					%
				B.M	STATS	B.ST	ACC	TOTAL	
				25	25	25	25	100	
1	PRADEEP M	SAN		25	25	25	25	100	100%


SEBA

SL NO	NAME OF STUDENT	LANG	PHOTOGRAPH	T2 CYCLE					%
				STATS	ECO	BS	ACC	TOTAL	
				25	25	25	25	100	
2	ABHISHEK A GOWDA	KAN		25	24	25	25	99	99%


MSBA

SL NO	NAME OF STUDENT	LANG	PHOTOGRAPH	T2 CYCLE					%
				B.M	STATS	B.ST	ACC	TOTAL	
				25	25	25	25	100	
3	NIDA FATHIMA	HIN		23	25	25	25	98	98%


PCMC

SL NO	NAME OF STUDENT	LANG	PHOTOGRAPH	T2 CYCLE					%
				PHY	CHE	MATHS	CS	TOTAL	
				25	25	25	25	100	
3	YASHAS D	KAN		25	23	25	25	98	98%


CSBA

SL NO	NAME OF STUDENT	LANG	PHOTOGRAPH	T2 CYCLE				%	
				CS	STAT	B.ST	ACC		
				25	25	25	25		
3	K R BHARATH	SAN		25	25	25	23	98	98%

PCMB

SL NO	NAME OF STUDENT	LANG	PHOTOGRAPH	T2 CYCLE				%	
				PHY	CHE	MATHS	BIO		
				25	25	25	25		
4	AFIFA FATHIMA	HIN		24	23	24	24	95	95%


CEBA

SL NO	NAME OF STUDENT	LANG	PHOTOGRAPH	T2 CYCLE					%
				CS	ECO	B.ST	ACC	TOTAL	
				25	25	25	25	100	
5	SAMRUDH N	KAN		24	24	21	25	94	94%


DAYANANDA SAGAR PRE UNIVERSITY COLLEGE

SCIENCE TOP 5


PCMC

SL NO	NAME OF STUDENT	LANG	PHOTOGRAPH	T2 CYCLE					%
				PHY	CHE	MATHS	CS	TOTAL	
				25	25	25	25	100	
1	YASHAS D	KAN		25	23	25	25	98	98%



PCMB

SL NO	NAME OF STUDENT	LANG	PHOTOGRAPH	T2 CYCLE				%	
				PHY	CHE	MATHS	BIO		
				25	25	25	25		
2	AFIFA FATHIMA	HIN		24	23	24	24	95	95%


PCMC

SL NO	NAME OF STUDENT	LANG	PHOTOGRAPH	T2 CYCLE				%	
				PHY	CHE	MATHS	CS		
				25	25	25	25		
3	NG TEJHASVINI	HIN		25	24	19	25	93	93%


PCMB

SL NO	NAME OF STUDENT	LANG	PHOTOGRAPH	T2 CYCLE					
				PHY	CHE	MATHS	BIO	TOTAL	%
				25	25	25	25	100	
4	SARASWATHI DEVI N	SAN		23	19	23	24	89	89%
5	NAVEEN GOWDA C	SAN		21	23	20	24	88	88%


DAYANANDA SAGAR PRE UNIVERSITY COLLEGE**COMMERCE TOP 5****MSBA**

SL NO	NAME OF STUDENT	LANG	PHOTOGRAPH	T2 CYCLE					%
				B.M	STATS	B.ST	ACC	TOTAL	
				25	25	25	25	100	
1	PRADEEP M	SAN		25	25	25	25	100	100%


SEBA

SL NO	NAME OF STUDENT	LANG	PHOTOGRAPH	T2 CYCLE					%
				STATS	ECO	BS	ACC	TOTAL	
				25	25	25	25	100	
2	ABHISHEK A GOWDA	KAN		25	24	25	25	99	99%



MSBA

SL NO	NAME OF STUDENT	LANG	PHOTOGRAPH	T2 CYCLE					%
				B.M	STATS	B.ST	ACC	TOTAL	
				25	25	25	25	100	
3	NIDA FATHIMA	HIN		23	25	25	25	98	98%

CSBA

SL NO	NAME OF STUDENT	LANG	PHOTOGRAPH	T2 CYCLE					
				CS	STAT	B.ST	ACC	TOTAL	%
				25	25	25	25	100	
3	K R BHARATH	SAN		25	25	25	23	98	98%

CEBA

SL NO	NAME OF STUDENT	LANG	PHOTOGRAPH	T2 CYCLE					
				CS	ECO	B.ST	ACC	TOTAL	%
				25	25	25	25	100	
4	SAMRUDH N	KAN		24	24	21	25	94	94%
5	K N PARNIKA	KAN		25	24	21	23	93	93%

DAYANANDA SAGAR PRE UNIVERSITY COLLEGE**STREAM TOPPERS (SCIENCE)****PCMB**

SL NO	NAME OF STUDENT	LANG	T2 CYCLE					TOTAL	%
			PHY	CHE	MATHS	BIO			
			25	25	25	25	100		
1	AFIFA FATHIMA	HIN	24	23	24	24	95	95%	
2	SARASWATHI DEVI N	SAN	23	19	23	24	89	89%	
3	NAVEEN GOWDA C	SAN	21	23	20	24	88	88%	

DAYANANDA SAGAR PRE UNIVERSITY COLLEGE**STREAM TOPPERS (SCIENCE)****PCMC**

SL NO	NAME OF STUDENT	LANG	T2 CYCLE				TOTAL	%
			PHY	CHE	MATHS	CS		
			25	25	25	25		
1	YASHAS D	KAN	25	23	25	25	98	98%
2	NG TEJHASVINI	HIN	25	24	19	25	93	93%
3	PURVI KISHORE	HIN	21	19	18	25	83	83%
4	S M ABDUL HANNAN PASHA	HIN	23	19	14	25	81	81%

DAYANANDA SAGAR PRE UNIVERSITY COLLEGE**STREAM TOPPERS (SCIENCE)****PCME**

SL NO	NAME OF STUDENT	LANG	T2 CYCLE				TOTAL	%
			PHY	CHE	MATHS	ELE		
			25	25	25	25		
1	AGASTYANATH PALLETI	SAN	16	13	21	25	75	75%

DAYANANDA SAGAR PRE UNIVERSITY COLLEGE
STREAM TOPPERS (COMMERCE)

SEBA

SL NO	NAME OF STUDENT	LANG	T2 CYCLE					TOTAL	%
			STATS	ECO	BS	ACC			
			25	25	25	25			
1	ABHISHEK A GOWDA	KAN	25	24	25	25	99	99%	
2	SHUSHILA S KHATRI	HIN	21	23	23	23	90	90%	
3	K A NAVIKA	HIN	22	20	22	24	88	88%	
4	NAVYA KAMATH	HIN	20	24	24	19	87	87%	
5	ANUSHA	KAN	24	23	16	23	86	86%	

DAYANANDA SAGAR PRE UNIVERSITY COLLEGE
STREAM TOPPERS (COMMERCE)

MSBA

SL NO	NAME OF STUDENT	LANG	T2 CYCLE				TOTAL	%
			B.M	STATS	B.ST	ACC		
			25	25	25	25		
1	PRADEEP M	SAN	25	25	25	25	100	100%
2	NIDA FATHIMA	HIN	23	25	25	25	98	98%
3	CHANDINI N	HIN	21	24	22	25	92	92%
3	K A SAI SRIKAR	HIN	25	24	20	23	92	92%
4	DHANUSH L	SAN	24	22	20	24	90	90%
5	HARSHA U	KAN	23	24	19	23	89	89%

DAYANANDA SAGAR PRE UNIVERSITY COLLEGE
STREAM TOPPERS (COMMERCE)

CEBA

SL NO	NAME OF STUDENT	LANG	T2 CYCLE				TOTAL	%
			CS	ECO	B.ST	ACC		
			25	25	25	25		
1	SAMRUDH N	KAN	24	24	21	25	94	94%
2	K N PARNIKA	KAN	25	24	21	23	93	93%
3	BUSHRA SADAF	HIN	24	21	24	23	92	92%
4	IKSHA S	KAN	18	22	24	25	89	89%
5	CHANDRAKUMAR P	SAN	21	21	17	22	81	81%
5	PRARTHANA M	KAN	17	18	23	23	81	81%

DAYANANDA SAGAR PRE UNIVERSITY COLLEGE**STREAM TOPPERS (COMMERCE)****CSBA**

<i>SL NO</i>	<i>NAME OF STUDENT</i>	<i>LANG</i>	T2 CYCLE					%
			CS	STAT	B.ST	ACC	TOTAL	
			25	25	25	25	100	
1	K R BHARATH	SAN	25	25	25	23	98	98%
2	ADARSH	HIN	23	24	16	24	87	87%
3	SUPRIYA V	SAN	15	24	19	24	82	82%
4	SHUBH SHARMA	HIN	21	21	21	18	81	81%